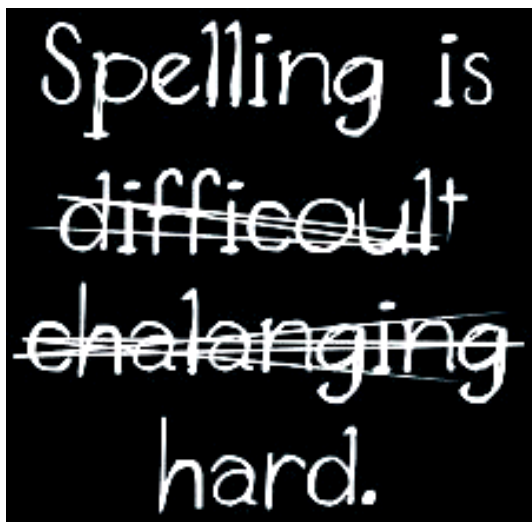


# Spelling Homework



1. Every week, we get new spelling words.
2. You will practice **spelling** your words with **20** points worth of activities.  your activities as you complete them.
3. We have a pretest on Monday where you select 10 words for the week and 1 bonus word. You may also come up with your own list, but you need to turn in your list for approval by the end of the day on Monday. **Final** test is on Friday.
4. **Spelling homework is due at the end of the day Thursday with this sheet and attached practice.**

	Week 1	Week 2	Week 3	Week 4	Week 5
<b>5 POINT activities:</b>					
Alphabetical OR Reverse Alphabetical					
Backwards					
Colour Vowels					
Cursive or Word Art					
Stencil Art					
Three colours					
<b>10 POINT activities:</b>					
Goofy Hand					
Hangman					
Jumble					
Jumble Decode					
Visual Words					
Mirror Writing					
Small Words					
Sentences					
<b>15 POINT activities:</b>					
Pyramids					
Scrabble					
Acrostic					
Anagrams					
Comics					
Create a Find a Word or Crossword					
Solve a Find a Word or Crossword					
Secret Agent Decode					
Secret Agent Encode					
Flashcards					
Jeopardy					
<b>Spelling Workbook Pages (20 Points)</b>					
<b>POINTS TOTAL</b>					
<b>Teacher Check:</b>					

Grading: A= 20-18 points

B= 17-16 points






C=15-14 points

D=13-12 Points

F=11-0 Points

# Word Study Activities

These activities are designed to help you learn new words.

<p><b>Acrostic</b> Write them vertically and think of words that start with the same letter to make them into an acrostic poem.</p> <div style="border: 1px solid black; padding: 5px; display: inline-block;"> <p>Adelaide Pineapple Parsnip Letter Earth</p> </div>	<p><b>Anagram</b> Rearrange each word (or most of the word) to make a new word. Ex- If your spelling word was <i>cinema</i> you could rearrange it into <i>iceman</i>.</p>	<p><b>Spelling Workbook</b> Spelling workbook is the only activity that is worth all 20 points. You will need to complete both workbook pages in order to receive the 20 points.</p>
<p><b>Jeopardy</b> Write a question for which your spelling word is the answer; e.g. Question: "What animal lives in the jungle and climbs trees using its tail?" Answer: Monkey.</p>	<p><b>Sentences</b> Write sentences including your spelling words that <b>show the meaning</b>. Underline the spelling words. You can have more than one word in a sentence.</p>	<p><b>Comics</b> Draw a one-frame picture or comic which shows the meaning of your word: e.g.</p> <div style="display: flex; justify-content: space-around; align-items: center;"> <div style="text-align: center;">   <b>hilarious</b> </div> <div style="text-align: center;">   <b>innocent</b> </div> </div>
<p><b>Alphabetical Order</b> Arrange <b>all</b> words in alphabetical order. <i>Do not do in the same fortnight as reverse alphabetical order.</i></p>	<p><b>Goofy Hand</b> If you're right handed, write <b>all</b> of your words with your left hand. If you're left handed, use your right hand.</p>	<p><b>Small Words</b> Find small words in your list words with <i>no jumbling</i>, eg. 'frightened' ... 'fright', 'ten', 'right'</p>
<p><b>Three Colours</b> Write <b>all</b> your words <b>three times</b>, each time a different colour.</p>	<p><b>Backwards</b> Write <b>all</b> of your words backwards.</p>	<p><b>Scrabble</b> Arrange your words like a scrabble game or a crossword, overlapping horizontally and vertically.</p>
<p><b>Colour Vowels</b> Write <b>all</b> of your list words, but write <b>all</b> the <b>vowels</b> in a separate colour for <b>each</b> (i.e. all "a's" as red, all "e's" as blue, all "o's" as yellow ...)</p>	<p><b>Reverse Alphabetical Order</b> Arrange <b>all</b> words in <u>reverse</u> alphabetical order. <i>Do not do in the same fortnight as alphabetical order.</i></p>	<p><b>Stencil Art, Cursive or Word Art</b> Write <b>all</b> of your words in fancy lettering: you can create the lettering style yourself, use a stencil, or print the words off a computer</p>
<p><b>Mirror Writing</b></p> <div style="text-align: center;">  </div> <p>Write all of your words in mirror writing (i.e. back to front)</p>	<p><b>Pyramids</b> Draw your words as pyramids:</p> <div style="text-align: center;"> <p>u un uni univ unive univer univers universe</p> </div>	<p><b>Visual Words</b> Draw <b>all</b> of your words <b>visually</b>, that is, represented as pictures. For example:</p> <p>"St<u>o</u>r"</p> <div style="text-align: center;">  </div>
<div style="text-align: center;">  </div> <p><b>Do these activities with a mate</b></p>	<p><b>Hangman</b> Play games of hangman with a friend, using your spelling words.</p>	<p><b>Flashcards</b> Test your knowledge of the spelling words with a mate or by yourself using flashcards.</p>
<p><b>Create a Find a Word or Crossword</b> Create a word search for your friend to solve.</p>	<p><b>Solve a Find a Word or Crossword</b> Sometimes the teacher will give you a word search; or solve one your friend has made!</p>	<p><b>Battleship Spelling</b> Play Battleship Spelling with a mate. It's the same as Battleship but you use 5 spelling words as your ships.</p>
<p><b>Secret Agent Encode</b> Write your spelling words in a secret code: either use a simple one like A=1, B=2 etc. Or A=Z, B=Y; look at the code samplers; or create your own.</p>	<p><b>Secret Agent Decode</b> After a friend has encoded their spelling words, using their code, decode them into your classwork book.</p>	<p><b>Jumble</b> Jumble your spelling words. <b>Jumble Decode</b> Decode the words your friend has jumbled.</p>

